LLCD Board of Directors Meeting

City of Bloomington Utilities Building

600 E. Miller Dr., Bloomington, IN 47401

August 24, 2023 6:00pm

Name	Lake Address	District	Email Address
Beth Knox	6939 E Spillway Rd	2	bethak73@gmail.com
Brian Postlethweight	6945 Spillway	2	bpostle3@gmail.com
Laura Forem	4123 Watson	7	LauraForeman312@AOL.com
Pamela Cooper	8722 Midview Dr	5	pgcooper56@gmail.com
Scott Adamson	4021 Walker Lane	7	

LAKE LEMON CONSERVANCY DISTRICT

Board of Directors Meeting
City of Bloomington Utilities Building
600 E. Miller Drive, Bloomington, IN 47401
August 24, 2023
6:00 p.m.

BOARD MEMBERS PRESENT: Chairman-Michael Klitzing, Vice- Chairman Les Wadzinski, Treasurer-Debra Ladyman (Virtual), Steve Priddy, Mike Blackwell, Malcom McClure, Bret Huber. **ALSO PRESENT:** Adam Casey, District Manager; Ross Carlson, Operations Supervisor.

I. Call Meeting to Order / Chairman's Remarks (MK)
Meeting brought to order at 6:00pm. Welcome to the August board meeting.

II. Public Comment (MK)

Bryan Postlethweight – District 2: Has some questions about the budget. On the fees and Charges sheet it would be helpful to have a percentage change column. Sublease fees are inequitable, there is substantial difference between sublease, marina, and riparian fees. Sublease fees are creating significant revenue for the district, and this is an unfair burden on those that pay subleases. The third item suggested is improved communication. Public comment is great but not adequate for exchange of information. Would like the board members to consider holding a meeting with freeholders of their district to improve communication.

Beth Knox – District 2: Worries that if fees continue to increase at the rate they have since 2019 I will no longer be able to afford to live here. Is very much in favor of additional revenue generating events and is interested in volunteering to help keep costs down. I appreciate the survey that was sent out, it was nice to feel like freeholders have input and can assist in shaping the decisions made by the board.

Vince Britt – District 7: On the sublease, the sublease gives you space to traverse over Bloomington property to access your dock. Whereas riparian owners are walking across their own land to access their dock. So, the sublease fee you are paying for to cross Bloomington property.

Rebecca Ball – District 7: It hits hard seeing the 100% increase in the special tax remain in the budget this year. We knew that was coming but with cost-of-living increases this is hard on a fixed income and was wondering if for a year or two the board could drop that tax. In the future for increases in special tax I believe freeholders should have more individual input not just through their representatives. If there is going to be an increase in the special tax, I believe the individual freeholders should have a vote on this due to the impact it has on the freeholders.

Scott Adamson – District 7: Wanted to make sure both resident and non-resident fees are being increased and not just residents. Voiced concerns and wanted clarification on treatment of lotus in the channel from Little Africa to Chitwood.

III. Administrative (MK)

A. Approval of July 27, 2023 Board Meeting Minutes

PRIDDY MOTIONED TO APPROVE THE June 24, 2023 BOARD MEETING MINUTES AS WRITTEN. WADZINSKI SECONDED THE MOTION. ALL OTHER MEMBERS "AYES" THE MOTION CARRIED.

IV. Treasurer's Report (DL)

a. July Budget Highlights:
Income: $ 237,474.44
Expense: $40,114.73
Total Checking & Savings: $1,764,011.78
Fixed Assets Total: $ 854,441.15
Total Assets: $ 2,618,452.93
Total Liabilities: $ 1,070,674.37
Total Liabilities and Equity: $ 2,618,452.93

b. July Report of Claims: Approval of Vouchers

PRIDDY MOTIONED TO APPROVE THE ALLOWANCE OF VOUCHERS. MCCLURE SECONDED THE MOTION. ALL OTHER MEMBERS "AYES". THE MOTION CARRIED.

V. 2024 Proposed Budget: Second Public Discussion (DL)

CASEY and LADYMAN presented the 2024 proposed budget. The entire budget discussion can be viewed Here.

VI. Manager's Report (AC)

A. General Update

-We have completed our 2021-2022 audit with no findings.

-The landing page and camping for the Eclipse is live and we have already has reservations coming in. We have scheduled this year's Polar Plunge for January 13th and will be advertising that event at the gate house over Labor Day weekend. We are getting results in from our stakeholder survey and will be presenting on that more in September upon completion of the survey. Thus far we have had 309 total responses, 248 from freeholders, and 47 from visitors.

B. Sediment Management Project Update

CASEY - Hydraulic dredging remains ongoing utilizing the upland basin as a disposal site. We are currently using polymers to increase the settling efficiency of the site and are testing the Total Suspended Solids in the effluent on a weekly basis to ensure any negative impacts of that return water to the lake are prevented. We are currently working with Christopher Burke on the bid documents for next year's project. We aim to solicit those bids in September

and hope to award the project in October. The Hydraulic dredge is currently working on the area of zone one near the maintenance line.

C. Vegetation Control Update

CASEY- 2nd treatment for emergent vegetation was conducted on August 23rd. The district was aware of the issues with emergent vegetation in the creek and the access channel to Chitwood and those areas have been treated.

VII. New business/correspondence for Future Agenda (MK)
Next Board Meeting: September 28th, 2023

VIII. Adjournment (MK)
PRIDDY MOTIONED TO ADJOURN THE MEETING AT 7:44PM. WADZINSKI SECONDS THE MOTION. ALL OTHER MEMBERS "AYES". THE MOTION CARRIED.

LAKE LEMON CONSERVANCY DISTRICT
Board of Directors Meeting
City of Bloomington Utilities Building
600 E. Miller Drive. Bloomington, Indiana
August 24th, 2023
6:00 pm

I.	Call Meeting to Order / Chairman's Remarks	(MK)
II.	Public Comment	(MK)
III.	Approval of July 27th, 2023 Board Meeting Minutes	(MK)
IV.	Treasurer's Report A. July Financial Highlights B. Report of Claims Approval for July 2023	(DL)
V.	2024 Proposed Budget: Second public discussion*	(AC & DL)
VI.	Manager's Report A. General Update B. Sediment Management Project Update C. Vegetation Control Update	(AC)
VII.	New Business / Correspondence for Future Agenda A. Next LLCD Board Meeting: September 28, 2023; 6:00 PM; City of Bloomington Utilities Building	(MK)
VIII.	Adjournment	(MK)

*All budget adjustments must be made by the conclusion of August 24th , 2023 Meeting

Lake Lemon Conservancy District

Board Meeting Agenda Item

Presenter	Michael Klitzing, Chairman
Action Requested	Approve
Item/Subject	July 27th Board Meeting Minutes
Dollar Amount	N/A
Meeting Date	August 24th**, 202**3
Summary	Minutes from Board meeting on July 27, 2023
Staff Recommendation	Approve the Board Meeting Minutes.

LAKE LEMON CONSERVANCY DISTRICT

Board of Directors Meeting
City of Bloomington Utilities Building
600 E. Miller Drive, Bloomington, IN 47401
July 27, 2023
6:00 p.m.

BOARD MEMBERS PRESENT: Chairman-Michael Klitzing, Vice- Chairman Les Wadzinski, Treasurer-Debra Ladyman (Virtual), Steve Priddy, Mike Blackwell, Malcom McClure, Bret Huber (Arrived at 6:30).
ALSO PRESENT: Adam Casey, District Manager; Ross Carlson (Virtual), Operations Supervisor.

I. Call Meeting to Order / Chairman's Remarks (MK)
Meeting brought to order at 6:00pm. Welcome to the July board meeting.

II. Public Comment (MK)

None.

III. Administrative (MK)

A. Approval of June 24, 2023 Board Meeting Minutes
PRIDDY MOTIONED TO APPROVE THE June 24, 2023 BOARD MEETING MINUTES AS WRITTEN. BLACKWELL REQUESTED AN AMENDMENT TO THE MINUTES TO REMOVE THE WORDING OF THE OVERFLOW POND AS THE DISPOSAL SITE FOR DISTRICT 7 DREDGING AND REPLACE IT WITH AN LLCD SITE. BLACKWELL SECONDED THE MOTION WITH AMENDENTS. ALL OTHER MEMBERS "AYES" THE MOTION CARRIED.*

*Vote taken before the arrival of Bret Huber

IV. Treasurer's Report (DL)

a. June Budget Highlights:
Income: $ 431,432.82
Expense: $57,983.73
Total Checking & Savings: $1,566,148.89
Fixed Assets Total: $ 854,441.15
Total Assets: $ 2,420,590.04
Total Liabilities: $ 1,072,244.19
Total Liabilities and Equity: $ 2,420,590.04

b. June Report of Claims: Approval of Vouchers
MCCLURE MOTIONED TO APPROVE THE ALLOWANCE OF VOUCHERS. PRIDDY SECONDED THE MOTION. ALL OTHER MEMBERS "AYES". THE MOTION CARRIED.*

*Vote taken before the arrival of Bret Huber

V. 2024 Proposed Budget: Discussion (DL)

CASEY and LADYMAN presented the 2024 proposed budget.. The entire budget discussion can be viewed HERE.

VI. Manager's Report (AC)

A. 4th of July Fireworks
CASEY – We received approximately $14,000 in donations, primarily from the day of event.

B. Vegetation Control: Update
CASEY – Treatment for emergent vegetation along the control line will take place on Monday July 31st. We have not seen a lot of growth of submergent vegetation so this treatment will primarily be for emergent vegetation

C. Dredging Update

Casey- As of July 27 we have removed 98,711 cubic yards. All pumps in the upland basin have been turned off and we are using polymer to increase the settling efficiency in the upland basin and try to utilize as much capacity as possible in that basin. The entire dredging update can be found here HERE.

D. Sublease Dock Recommendation: Short Causeway, VanMeter
WADZINSKI MOTIONED TO APPROVE THE VANMETER DOCK ALONG THE SHORT CAUSEWAY. HUBER SECONDS THE MOTION. ALL OTHER MEMBERS "AYES" THE MOTION CARRIED.

E. 2024 Solar Eclipse Event Discussion
CASEY – Discussed the current plans the office is working on for the April 2024 solar eclipse. We are looking into camping at the park, a large tent for a gathering area and working on registration and event pages. The LLCD should make around $100,000 in revenue if we are able to sell out all our camping sites.

VII. New business/correspondence for Future Agenda (MK)
Next Board Meeting: August 24th, 2023

VIII. Adjournment (MK)
PRIDDY MOTIONED TO ADJOURN THE MEETING AT 7:32PM. MCCLURE SECONDS THE MOTION. ALL OTHER MEMBERS "AYES". THE MOTION CARRIED.

Lake Lemon Conservancy District

Board Meeting Agenda Item

Presenter	**Debbie Ladyman, Treasurer**
Action Requested	**Review**
Item/Subject	**July Financial Update**
Dollar Amount	**N/A**
Meeting Date	August 24th, 2023
Summary	**Financial report showing end of July 2023 Balance sheet,Income,Expense, 2022 comparison, and reconciliation data.**
Staff Recommendation	**N/A**

Lake Lemon Conservancy District

Financial Statements

For Period Ending

July1, 2023 Through July 31, 2023

(Unaudited)

Watkins Accounting

113 E. 19th Street
Bloomington, IN47408

LAKE LEMON CONSERVANCY
Balance Sheet
Cash Basis — **As of July 31, 2023**

	Jul 31, 23
ASSETS	
Current Assets	
Checking/Savings	
1000 · Peoples State Bank - General	
1001 · Peoples St Bank - Cum. Conserv	77,222.81
1000 · Peoples State Bank - General - Other	964,702.27
Total 1000 · Peoples State Bank - General	1,041,925.08
1010 · Petty Cash	100.00
1020 · Change Fund	200.00
1040 · CD's Cumulative Maint Fund	10,765.10
1050 · Savings Account	112,795.77
1080 · Construction Account	598,225.83
Total Checking/Savings	1,764,011.78
Total Current Assets	1,764,011.78
Fixed Assets	
1500 · Land @ South Shore Dr	102,755.00
1510 · Trucks	132,761.25
1520 · Other Asset	12,093.11
1550 · Boats	367,250.00
1680 · Other Fixed Assets	239,581.79
Total Fixed Assets	854,441.15
TOTAL ASSETS	**2,618,452.93**
LIABILITIES & EQUITY	
Liabilities	
Current Liabilities	
Other Current Liabilities	
2010 · FICA & Federal Taxes Payable	3,710.72
2020 · State & Co. Withholding Payable	1,963.65
Total Other Current Liabilities	5,674.37
Total Current Liabilities	5,674.37
Long Term Liabilities	
2810 · Bond Payable	1,065,000.00
Total Long Term Liabilities	1,065,000.00
Total Liabilities	1,070,674.37
Equity	
3000 · Opening Balance Equity	101,373.66
3040 · General Fund	503,214.77
3060 · Cumulative Maintenance Fund	101,942.92
3200 · Retained Earnings	389,918.43
Net Income	451,328.78
Total Equity	1,547,778.56
TOTAL LIABILITIES & EQUITY	**2,618,452.93**

LAKE LEMON CONSERVANCY
Profit & Loss YTD Comparison
Cash Basis — **July 2023**

	Jul 23	Jan - Jul 23
Income		
2393 · Brown Co - Cumulative Conserv	8,990.92	8,990.92
2394 · Monroe Co - Cumulative Conserv	0.00	24,593.13
4000 · Watercraft Permits	32,148.08	136,136.73
4010 · Launch Fees	3,057.00	23,259.03
4020 · Marina & Club Fees	495.00	2,445.00
4030 · Sublease & Access Fees	0.00	38,022.99
4040 · Property Tax - Brown Co.	64,276.83	64,276.83
4045 · SBT Hydraulic Assessment-BC	64,276.83	64,276.83
4050 · Property Tax -Monroe Co.	0.00	175,818.18
4055 · SBT Hydraulic Assessment-MC	0.00	175,818.18
4060 · Interest	0.00	299.62
4070 · Grants & Donations	10,645.00	15,567.75
4080 · Fishing Tournament	0.00	900.00
4090 · Park Reservations	875.00	15,008.65
4100 · Park Admission Fees	21,360.00	60,270.00
4120 · Other Income	31,349.78	43,267.78
Total Income	237,474.44	848,951.62
Expense		
2001 · Park Capital Improvement Fund	0.00	7,129.00
6000 · Manager	6,307.70	47,307.75
6001 · Operations Supervisor	4,791.66	35,753.16
6010 · FICA	1,246.86	7,575.86
6020 · State Unemployment Tax	68.63	198.20
6025 · Merchant Fees	53.75	475.42
6030 · Retirement	2,585.47	12,271.22
6040 · Health Insurance	61.30	-689.22
6070 · Gate Attendant	4,682.40	13,425.90
6080 · Seasonal Labor	1,513.88	8,819.48
6120 · Season & Launch Permits	0.00	2,037.25
6130 · Daily Permits	0.00	405.00
6150 · Checks	0.00	240.06
6160 · Printer, Copier & Computer Supp	36.00	580.85
6170 · Miscellaneous-Other	409.59	429.51
6180 · Postage	126.00	412.36
6190 · General Business Supplies	82.26	403.54
6200 · Regular Gas	0.00	4,089.60
6220 · Janitorial Supplies	0.00	1,689.00
6240 · Building & Grounds	397.36	6,475.52
6250 · Boat/Weed Harvester/Truck	0.00	1,117.10
6251 · Dredging Supplies	0.00	261.40
6260 · Uniforms	0.00	367.00
6290 · Signs & Nautical Markers	177.01	4,804.38
6300 · Accounting Services	450.00	3,150.00
6310 · Grass	1,810.00	5,830.00
6320 · Attorney	0.00	600.00
6330 · Consulting Engineer	77.50	7,242.50
6350 · Other Prof/Secretarial Service	0.00	51.25
6370 · Phone, LDT, Pager, E-Mail	355.11	2,286.48
6390 · Hotel	215.04	467.04
6400 · Meals	0.00	203.55
6410 · Subscriptions	39.18	1,047.22
6430 · Ads	0.00	59.53
6440 · Other	499.22	1,108.22
6441 · Event Planning	0.00	4,527.77
6450 · Insurance	0.00	37,440.15
6460 · Electric	595.00	3,464.13
6470 · Water	157.40	994.72
6480 · Trash	274.42	984.52
6490 · Port-O-Lets	1,075.50	2,923.50
6500 · Pump Holding Tank	0.00	1,000.00
6520 · Boat	283.00	283.00
6560 · Water Testing	10,255.99	10,255.99
6570 · Lake Weed Treatment	0.00	20,331.90

LAKE LEMON CONSERVANCY
Profit & Loss YTD Comparison
Cash Basis — **July 2023**

	Jul 23	Jan - Jul 23
6620 · Dam/Spillway Inspection	1,487.50	6,028.60
6661 · Disposal Site Preparation	0.00	5,321.84
6680 · Other Services and Charges	0.00	3,200.00
6681 · Fireworks	0.00	9,000.00
6700 · Computer Equipment	0.00	737.19
6750 · Sediment Mitigation	0.00	101,804.40
6790 · Bond Repayment - SedimentMgmt	0.00	36,700.00
Total Expense	40,114.73	422,622.84
Net Income	**197,359.71**	**426,328.78**

LAKE LEMON CONSERVANCY
Profit & Loss
Cash Basis — **July 2023**

	Jul 23
Income	
2393 · Brown Co - Cumulative Conserv	8,990.92
4000 · Watercraft Permits	32,148.08
4010 · Launch Fees	3,057.00
4020 · Marina & Club Fees	495.00
4040 · Property Tax - Brown Co.	64,276.83
4045 · SBT Hydraulic Assessment-BC	64,276.83
4070 · Grants & Donations	10,645.00
4090 · Park Reservations	875.00
4100 · Park Admission Fees	21,360.00
4120 · Other Income	31,349.78
Total Income	237,474.44
Expense	
6000 · Manager	6,307.70
6001 · Operations Supervisor	4,791.66
6010 · FICA	1,246.86
6020 · State Unemployment Tax	68.63
6025 · Merchant Fees	53.75
6030 · Retirement	2,585.47
6040 · Health Insurance	61.30
6070 · Gate Attendant	4,682.40
6080 · Seasonal Labor	1,513.88
6160 · Printer, Copier & Computer Supp	36.00
6170 · Miscellaneous-Other	409.59
6180 · Postage	126.00
6190 · General Business Supplies	82.26
6240 · Building & Grounds	397.36
6290 · Signs & Nautical Markers	177.01
6300 · Accounting Services	450.00
6310 · Grass	1,810.00
6330 · Consulting Engineer	77.50
6370 · Phone, LDT, Pager, E-Mail	355.11
6390 · Hotel	215.04
6410 · Subscriptions	39.18
6440 · Other	499.22
6460 · Electric	595.00
6470 · Water	157.40
6480 · Trash	274.42
6490 · Port-O-Lets	1,075.50
6520 · Boat	283.00
6560 · Water Testing	10,255.99
6620 · Dam/Spillway Inspection	1,487.50
Total Expense	40,114.73
Net Income	**197,359.71**

LAKE LEMON CONSERVANCY
Profit & Loss Prev Year Comparison
Cash Basis — **January through July 2023**

	Jan - Jul 23	Jan - Jul 22	$ Change	% Change
Income				
2393 · Brown Co - Cumulative Conserv	8,990.92	7,078.09	1,912.83	27.0%
2394 · Monroe Co - Cumulative Conserv	24,593.13	20,836.11	3,757.02	18.0%
4000 · Watercraft Permits	136,136.73	122,240.67	13,896.06	11.4%
4010 · Launch Fees	23,259.03	20,573.03	2,686.00	13.1%
4020 · Marina & Club Fees	2,445.00	12,150.00	-9,705.00	-79.9%
4030 · Sublease & Access Fees	38,022.99	34,960.00	3,062.99	8.8%
4040 · Property Tax - Brown Co.	64,276.83	56,747.48	7,529.35	13.3%
4045 · SBT Hydraulic Assessment-BC	64,276.83	0.00	64,276.83	100.0%
4050 · Property Tax -Monroe Co.	175,818.18	170,317.52	5,500.66	3.2%
4055 · SBT Hydraulic Assessment-MC	175,818.18	0.00	175,818.18	100.0%
4060 · Interest	299.62	87.99	211.63	240.5%
4070 · Grants & Donations	15,567.75	15,381.23	186.52	1.2%
4080 · Fishing Tournament	900.00	1,065.00	-165.00	-15.5%
4090 · Park Reservations	15,008.65	3,970.05	11,038.60	278.1%
4100 · Park Admission Fees	60,270.00	61,250.00	-980.00	-1.6%
4110 · Concessions	0.00	50.00	-50.00	-100.0%
4120 · Other Income	43,267.78	0.00	43,267.78	100.0%
Total Income	848,951.62	526,707.17	322,244.45	61.2%
Expense				
2001 · Park Capital Improvement Fund	7,129.00	20,181.61	-13,052.61	-64.7%
6000 · Manager	47,307.75	42,836.55	4,471.20	10.4%
6001 · Operations Supervisor	35,753.16	17,666.64	18,086.52	102.4%
6010 · FICA	7,575.86	5,843.04	1,732.82	29.7%
6020 · State Unemployment Tax	198.20	85.07	113.13	133.0%
6025 · Merchant Fees	475.42	799.06	-323.64	-40.5%
6030 · Retirement	12,271.22	7,766.68	4,504.54	58.0%
6040 · Health Insurance	-689.22	0.00	-689.22	-100.0%
6070 · Gate Attendant	13,425.90	14,322.00	-896.10	-6.3%
6080 · Seasonal Labor	8,819.48	5,557.50	3,261.98	58.7%
6112 · Dredger (Other)	0.00	1,245.00	-1,245.00	-100.0%
6114 · Assistant Dredger (Other)	0.00	2,052.00	-2,052.00	-100.0%
6120 · Season & Launch Permits	2,037.25	1,842.58	194.67	10.6%
6130 · Daily Permits	405.00	78.00	327.00	419.2%
6150 · Checks	240.06	0.00	240.06	100.0%
6160 · Printer, Copier & Computer Supp	580.85	99.99	480.86	480.9%
6170 · Miscellaneous-Other	429.51	595.54	-166.03	-27.9%
6180 · Postage	412.36	498.42	-86.06	-17.3%
6190 · General Business Supplies	403.54	1,535.11	-1,131.57	-73.7%
6200 · Regular Gas	4,089.60	2,937.57	1,152.03	39.2%
6220 · Janitorial Supplies	1,689.00	0.00	1,689.00	100.0%
6240 · Building & Grounds	6,475.52	2,587.63	3,887.89	150.3%
6250 · Boat/Weed Harvester/Truck	1,117.10	509.80	607.30	119.1%
6251 · Dredging Supplies	261.40	7,931.83	-7,670.43	-96.7%
6260 · Uniforms	367.00	532.60	-165.60	-31.1%
6290 · Signs & Nautical Markers	4,804.38	4,741.93	62.45	1.3%
6300 · Accounting Services	3,150.00	450.00	2,700.00	600.0%
6310 · Grass	5,830.00	5,430.00	400.00	7.4%
6320 · Attorney	600.00	3,776.00	-3,176.00	-84.1%
6330 · Consulting Engineer	7,242.50	3,568.49	3,674.01	103.0%
6350 · Other Prof/Secretarial Service	51.25	772.81	-721.56	-93.4%
6370 · Phone, LDT, Pager, E-Mail	2,286.48	2,244.05	42.43	1.9%
6390 · Hotel	467.04	556.00	-88.96	-16.0%
6400 · Meals	203.55	69.39	134.16	193.3%
6410 · Subscriptions	1,047.22	427.60	619.62	144.9%
6430 · Ads	59.53	102.53	-43.00	-41.9%
6440 · Other	1,108.22	572.00	536.22	93.7%
6441 · Event Planning	4,527.77	328.06	4,199.71	1,280.2%
6450 · Insurance	37,440.15	44,519.00	-7,078.85	-15.9%
6460 · Electric	3,464.13	2,973.00	491.13	16.5%
6470 · Water	994.72	622.66	372.06	59.8%
6480 · Trash	984.52	622.56	361.96	58.1%
6490 · Port-O-Lets	2,923.50	1,881.00	1,042.50	55.4%
6500 · Pump Holding Tank	1,000.00	200.00	800.00	400.0%

LAKE LEMON CONSERVANCY
Profit & Loss Prev Year Comparison
Cash Basis — **January through July 2023**

	Jan - Jul 23	Jan - Jul 22	$ Change	% Change
6510 · Building & Grounds Expense	0.00	493.00	-493.00	-100.0%
6520 · Boat	283.00	1,559.25	-1,276.25	-81.9%
6541 · Dredging Equipment Maintenance	0.00	8,070.71	-8,070.71	-100.0%
6542 · Equipment Rental	0.00	365.88	-365.88	-100.0%
6560 · Water Testing	10,255.99	12,027.00	-1,771.01	-14.7%
6570 · Lake Weed Treatment	20,331.90	28,929.10	-8,597.20	-29.7%
6600 · 6% MarinaPermit Sales	0.00	954.45	-954.45	-100.0%
6620 · Dam/Spillway Inspection	6,028.60	0.00	6,028.60	100.0%
6661 · Disposal Site Preparation	5,321.84	3,931.98	1,389.86	35.4%
6680 · Other Services and Charges	3,200.00	0.00	3,200.00	100.0%
6681 · Fireworks	9,000.00	8,540.00	460.00	5.4%
6700 · Computer Equipment	737.19	0.00	737.19	100.0%
6730 · Patrol Boat	0.00	0.00	0.00	0.0%
6750 · Sediment Mitigation	101,804.40	277,457.20	-175,652.80	-63.3%
6790 · Bond Repayment - SedimentMgmt	36,700.00	12,250.00	24,450.00	199.6%
Total Expense	422,622.84	565,939.87	-143,317.03	-25.3%
Net Income	**426,328.78**	**-39,232.70**	**465,561.48**	**1,186.7%**

LAKE LEMON CONSERVANCY
Profit & Loss Budget vs. Actual
Cash Basis — **January through July 2023**

	Jan - Jul 23	Budget	$ Over Budget	% of Budget
Income				
2393 · Brown Co - Cumulative Conserv	8,990.92	12,571.00	-3,580.08	71.5%
2394 · Monroe Co - Cumulative Conserv	24,593.13	37,429.00	-12,835.87	65.7%
4000 · Watercraft Permits	136,136.73	136,000.00	136.73	100.1%
4010 · Launch Fees	23,259.03	28,000.00	-4,740.97	83.1%
4015 · Wakeboard Fee	0.00	8,000.00	-8,000.00	0.0%
4020 · Marina & Club Fees	2,445.00	12,000.00	-9,555.00	20.4%
4030 · Sublease & Access Fees	38,022.99	30,000.00	8,022.99	126.7%
4040 · Property Tax - Brown Co.	64,276.83	106,250.00	-41,973.17	60.5%
4045 · SBT Hydraulic Assessment-BC	64,276.83	106,250.00	-41,973.17	60.5%
4050 · Property Tax -Monroe Co.	175,818.18	318,750.00	-142,931.82	55.2%
4055 · SBT Hydraulic Assessment-MC	175,818.18	318,750.00	-142,931.82	55.2%
4060 · Interest	299.62	250.00	49.62	119.8%
4070 · Grants & Donations	15,567.75	12,000.00	3,567.75	129.7%
4080 · Fishing Tournament	900.00	1,500.00	-600.00	60.0%
4090 · Park Reservations	15,008.65	4,000.00	11,008.65	375.2%
4100 · Park Admission Fees	60,270.00	72,000.00	-11,730.00	83.7%
4120 · Other Income	43,267.78	10,000.00	33,267.78	432.7%
Total Income	848,951.62	1,213,750.00	-364,798.38	69.9%
Expense				
2001 · Park Capital Improvement Fund	7,129.00	50,000.00	-42,871.00	14.3%
6000 · Manager	47,307.75	72,000.00	-24,692.25	65.7%
6001 · Operations Supervisor	35,753.16	49,500.00	-13,746.84	72.2%
6010 · FICA	7,575.86	14,500.00	-6,924.14	52.2%
6020 · State Unemployment Tax	198.20	800.00	-601.80	24.8%
6025 · Merchant Fees	475.42	200.00	275.42	237.7%
6030 · Retirement	12,271.22	17,500.00	-5,228.78	70.1%
6040 · Health Insurance	-689.22	18,000.00	-18,689.22	-3.8%
6050 · Life Insurance	0.00	400.00	-400.00	0.0%
6070 · Gate Attendant	13,425.90	26,100.00	-12,674.10	51.4%
6080 · Seasonal Labor	8,819.48	19,800.00	-10,980.52	44.5%
6112 · Dredger (Other)	0.00	10,560.00	-10,560.00	0.0%
6114 · Assistant Dredger (Other)	0.00	6,080.00	-6,080.00	0.0%
6120 · Season & Launch Permits	2,037.25	2,160.00	-122.75	94.3%
6130 · Daily Permits	405.00	325.00	80.00	124.6%
6140 · Receipt/Tickets Books	0.00	430.00	-430.00	0.0%
6150 · Checks	240.06	430.00	-189.94	55.8%
6160 · Printer, Copier & Computer Supp	580.85	540.00	40.85	107.6%
6170 · Miscellaneous-Other	429.51	500.00	-70.49	85.9%
6180 · Postage	412.36	810.00	-397.64	50.9%
6185 · Receipt Books	0.00	200.00	-200.00	0.0%
6190 · General Business Supplies	403.54	1,000.00	-596.46	40.4%
6200 · Regular Gas	4,089.60	4,000.00	89.60	102.2%
6210 · Diesel	0.00	5,000.00	-5,000.00	0.0%
6220 · Janitorial Supplies	1,689.00	1,500.00	189.00	112.6%
6230 · Medical Supplies	0.00	0.00	0.00	0.0%
6240 · Building & Grounds	6,475.52	6,480.00	-4.48	99.9%
6250 · Boat/Weed Harvester/Truck	1,117.10	1,620.00	-502.90	69.0%
6251 · Dredging Supplies	261.40	6,000.00	-5,738.60	4.4%
6252 · Rip Rap/Erosion Control	0.00	10,000.00	-10,000.00	0.0%
6260 · Uniforms	367.00	800.00	-433.00	45.9%
6290 · Signs & Nautical Markers	4,804.38	5,500.00	-695.62	87.4%
6300 · Accounting Services	3,150.00	6,000.00	-2,850.00	52.5%
6310 · Grass	5,830.00	12,000.00	-6,170.00	48.6%
6320 · Attorney	600.00	6,000.00	-5,400.00	10.0%
6330 · Consulting Engineer	7,242.50	30,000.00	-22,757.50	24.1%
6340 · State Board Accounts Audit	0.00	1,500.00	-1,500.00	0.0%
6350 · Other Prof/Secretarial Service	51.25	1,000.00	-948.75	5.1%
6370 · Phone, LDT, Pager, E-Mail	2,286.48	4,500.00	-2,213.52	50.8%
6390 · Hotel	467.04	500.00	-32.96	93.4%
6400 · Meals	203.55	200.00	3.55	101.8%
6410 · Subscriptions	1,047.22	2,100.00	-1,052.78	49.9%
6430 · Ads	59.53	500.00	-440.47	11.9%
6440 · Other	1,108.22	500.00	608.22	221.6%

LAKE LEMON CONSERVANCY
Profit & Loss Budget vs. Actual
Cash Basis — **January through July 2023**

	Jan - Jul 23	Budget	$ Over Budget	% of Budget
6441 · Event Planning	4,527.77	1,500.00	3,027.77	301.9%
6450 · Insurance	37,440.15	54,000.00	-16,559.85	69.3%
6460 · Electric	3,464.13	6,500.00	-3,035.87	53.3%
6470 · Water	994.72	1,500.00	-505.28	66.3%
6480 · Trash	984.52	2,500.00	-1,515.48	39.4%
6490 · Port-O-Lets	2,923.50	2,750.00	173.50	106.3%
6500 · Pump Holding Tank	1,000.00	1,000.00	0.00	100.0%
6510 · Building & Grounds Expense	0.00	2,000.00	-2,000.00	0.0%
6520 · Boat	283.00	2,000.00	-1,717.00	14.2%
6530 · Truck	0.00	1,000.00	-1,000.00	0.0%
6541 · Dredging Equipment Maintenance	0.00	5,000.00	-5,000.00	0.0%
6542 · Equipment Rental	0.00	10,000.00	-10,000.00	0.0%
6560 · Water Testing	10,255.99	8,000.00	2,255.99	128.2%
6570 · Lake Weed Treatment	20,331.90	50,000.00	-29,668.10	40.7%
6590 · Contigency Funds 10%	0.00	10,000.00	-10,000.00	0.0%
6610 · Cumulative Maintenance Fund	0.00	7,500.00	-7,500.00	0.0%
6620 · Dam/Spillway Inspection	6,028.60	5,000.00	1,028.60	120.6%
6630 · Spillway Repairs	0.00	2,000.00	-2,000.00	0.0%
6661 · Disposal Site Preparation	5,321.84	20,000.00	-14,678.16	26.6%
6680 · Other Services and Charges	3,200.00	2,000.00	1,200.00	160.0%
6681 · Fireworks	9,000.00	9,000.00	0.00	100.0%
6700 · Computer Equipment	737.19	1,500.00	-762.81	49.1%
6750 · Sediment Mitigation	101,804.40	530,000.00	-428,195.60	19.2%
6790 · Bond Repayment - SedimentMgmt	36,700.00	78,150.00	-41,450.00	47.0%
Total Expense	422,622.84	1,210,435.00	-787,812.16	34.9%
Net Income	**426,328.78**	**3,315.00**	**423,013.78**	**12,860.6%**

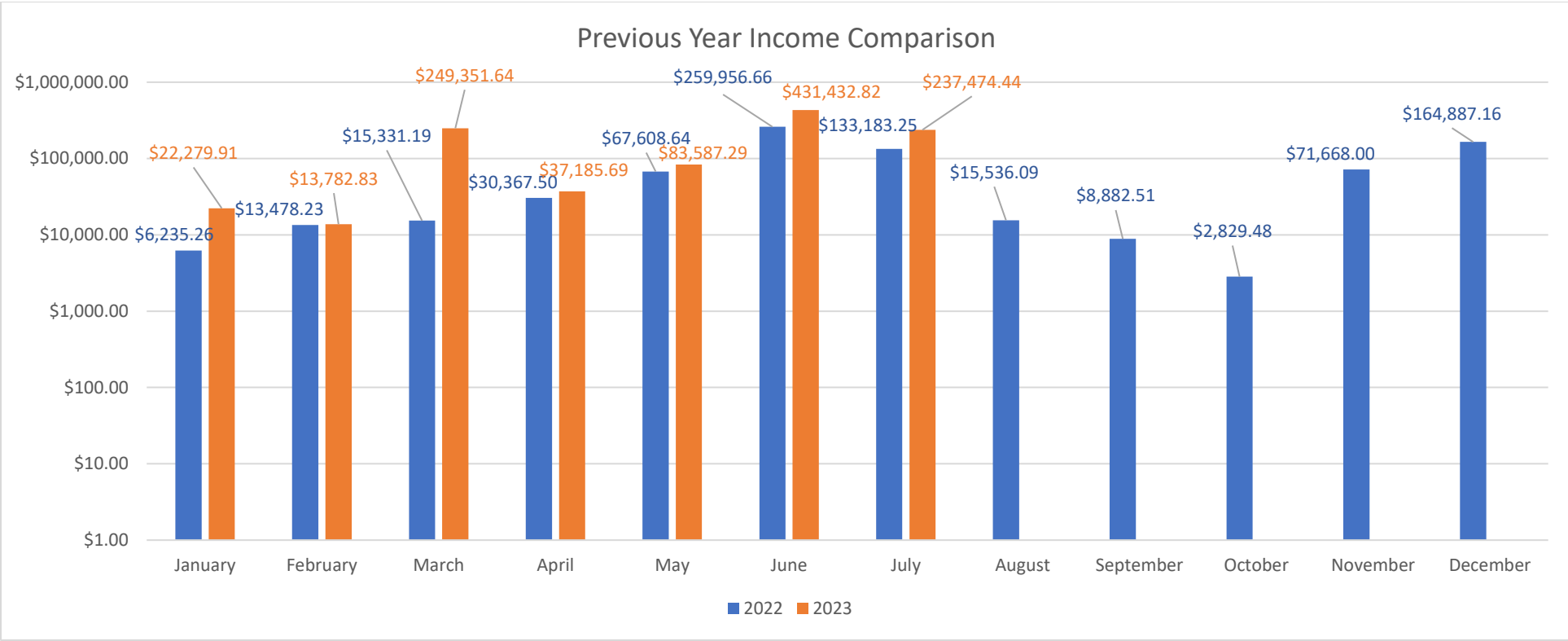
Previous Year Income Comparison
$1,000,000.00
$100,000.00
$10,000.00
$1,000.00
$100.00
$10.00
$1.00
$6,235.26
$22,279.91
$13,478.23
$13,782.83
$15,331.19
$249,351.64
$30,367.50
$37,185.69
$67,608.64
$83,587.29
$259,956.66
$431,432.82
$133,183.25
$237,474.44
$15,536.09
$8,882.51
$2,829.48
$71,668.00
$164,887.16
January
February
March
April
May
June
July
August
September
October
November
December
2022
2023

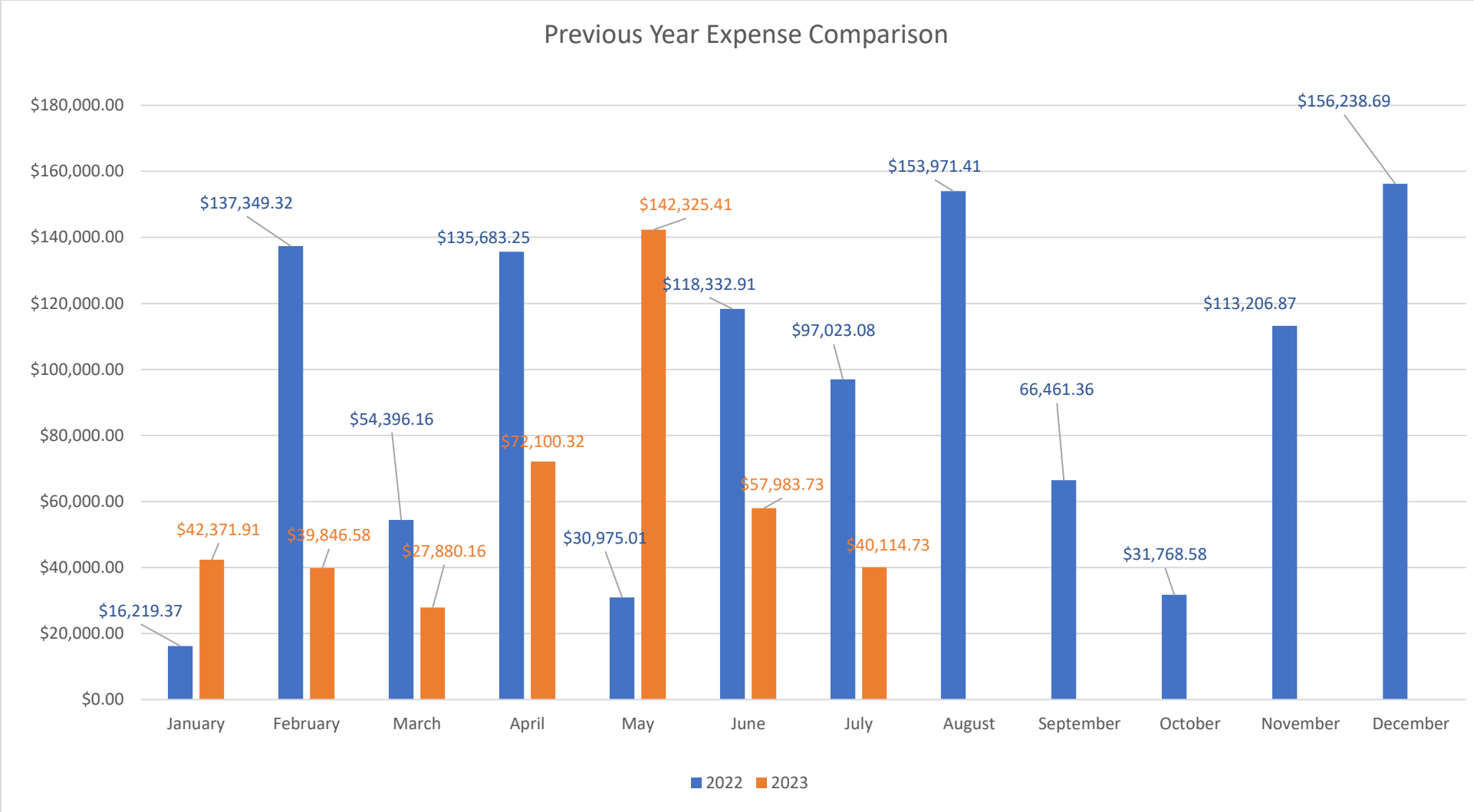
Previous Year Expense Comparison
$180,000.00
$160,000.00
$140,000.00
$120,000.00
$100,000.00
$80,000.00
$60,000.00
$40,000.00
$20,000.00
$0.00
$16,219.37
$42,371.91
$137,349.32
$39,846.58
$54,396.16
$27,880.16
$135,683.25
$72,100.32
$30,975.01
$142,325.41
$118,332.91
$57,983.73
$97,023.08
$40,114.73
$153,971.41
66,461.36
$31,768.58
$113,206.87
$156,238.69
January
February
March
April
May
June
July
August
September
October
November
December
2022
2023

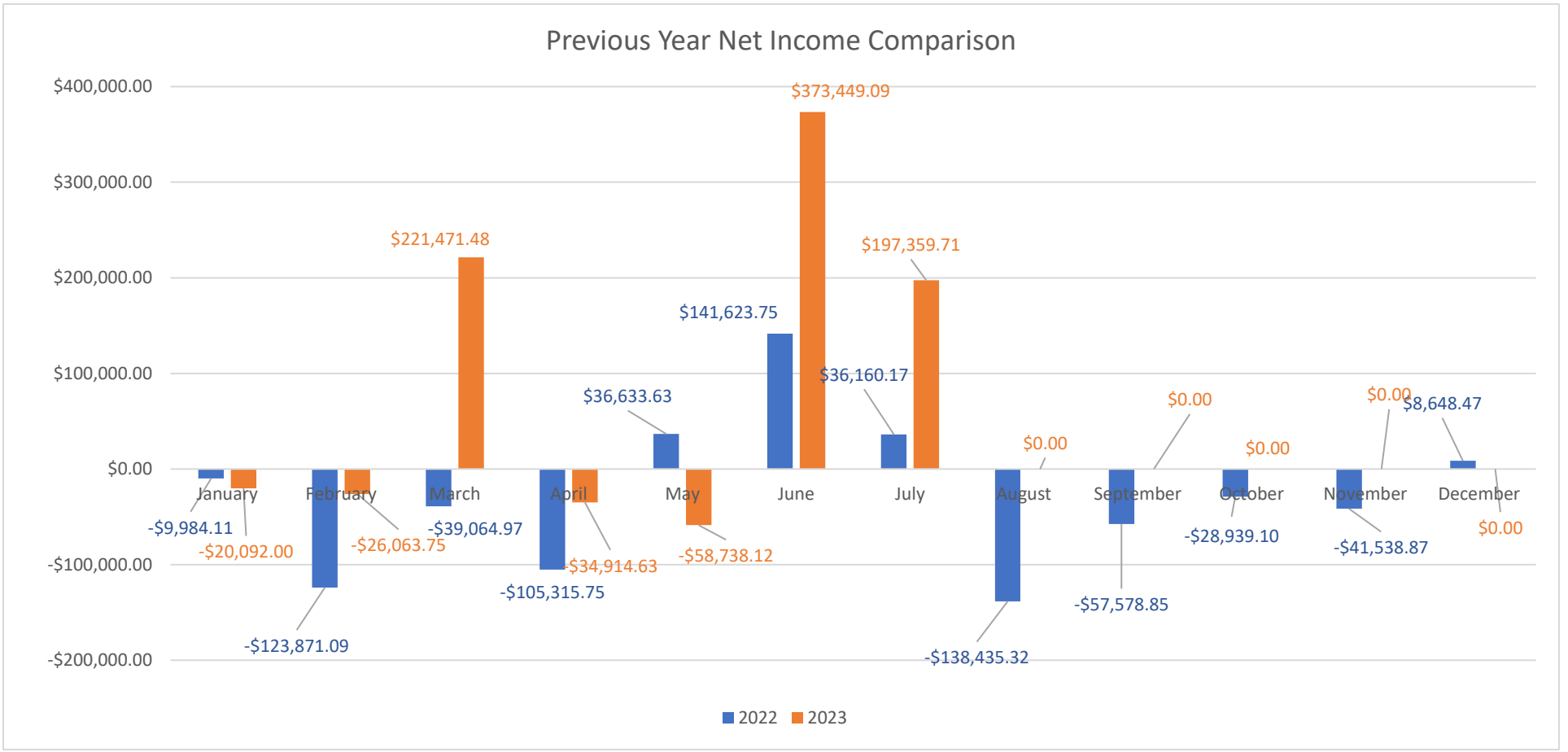
Previous Year Net Income Comparison
$400,000.00
$300,000.00
$200,000.00
$100,000.00
$0.00
-$100,000.00
-$200,000.00
January
February
March
April
May
June
July
August
September
October
November
December
-$9,984.11
-$20,092.00
-$123,871.09
-$26,063.75
$221,471.48
-$39,064.97
-$105,315.75
-$34,914.63
$36,633.63
-$58,738.12
$141,623.75
$373,449.09
$36,160.17
$197,359.71
-$138,435.32
$0.00
-$57,578.85
$0.00
-$28,939.10
$0.00
-$41,538.87
$0.00
$8,648.47
$0.00
2022
2023

LAKE LEMON CONSERVANCY
Reconciliation Summary
1000 · Peoples State Bank - General, Period Ending 07/31/2023

	Jul 31, 23	
Beginning Balance		1,086,693.16
Cleared Transactions		
Checks and Payments - 19 items	-44,556.49	
Deposits and Credits - 25 items	237,605.44	
Total Cleared Transactions	193,048.95	
Cleared Balance		**1,279,742.11**
Uncleared Transactions		
Checks and Payments - 4 items	-240,319.03	
Deposits and Credits - 3 items	2,502.00	
Total Uncleared Transactions	-237,817.03	
Register Balance as of 07/31/2023		**1,041,925.08**
New Transactions		
Checks and Payments - 4 items	-1,640.56	
Deposits and Credits - 6 items	18,497.00	
Total New Transactions	16,856.44	
Ending Balance		**1,058,781.52**

LAKE LEMON CONSERVANCY
Reconciliation Detail
1000 · Peoples State Bank - General, Period Ending 07/31/2023

Type	Date	Num	Name	Clr	Amount	Balance
Beginning Balance						1,086,693.16
Cleared Transactions						
Checks and Payments - 19 items						
Check	06/13/2023	5816	LOWE'S COMPANI...	X	-856.94	-856.94
Check	06/23/2023	5828	WATKINS ACCOUN...	X	-1,350.00	-2,206.94
Check	06/29/2023	5829	TODD'S SEPTIC SE...	X	-800.00	-3,006.94
Check	07/10/2023	5830	N. ANDERSON EX...	X	-1,810.00	-4,816.94
Check	07/10/2023	5832	DLZ INDIANA, LLC	X	-1,487.50	-6,304.44
Check	07/10/2023	5833	BAUGH FINE PRINT	X	-412.00	-6,716.44
Check	07/10/2023	5835	LOWE'S COMPANI...	X	-385.04	-7,101.48
Check	07/10/2023	5831	KLEINDORFER HA...	X	-189.33	-7,290.81
Check	07/10/2023	5836	STAPLES CREDIT ...	X	-169.48	-7,460.29
Check	07/10/2023	5834	B & B WATER CORP	X	-157.40	-7,617.69
Check	07/14/2023	5837	INDIANA UNIVERSI...	X	-10,191.50	-17,809.19
Check	07/14/2023	5839	RUMPKE OF INDIA...	X	-274.42	-18,083.61
Check	07/14/2023	5838	ERS Wireless	X	-148.00	-18,231.61
Check	07/18/2023	5840	IZZY'S RENTAL	X	-1,075.50	-19,307.11
Check	07/18/2023	5842	WATKINS ACCOUN...	X	-450.00	-19,757.11
Check	07/18/2023	5841	CHRISTOPHER B B...	X	-77.50	-19,834.61
General Journal	07/31/2023			X	-12,661.31	-32,495.92
General Journal	07/31/2023			X	-10,179.94	-42,675.86
Check	07/31/2023	ACH	VISA	X	-1,880.63	-44,556.49
Total Checks and Payments					-44,556.49	-44,556.49
Deposits and Credits - 25 items						
Check	06/20/2023	5823	PREMIER COMPAN...	X	0.00	0.00
General Journal	06/30/2023			X	354.00	354.00
General Journal	06/30/2023			X	2,225.00	2,579.00
General Journal	07/05/2023			X	3,379.00	5,958.00
General Journal	07/05/2023			X	10,260.00	16,218.00
General Journal	07/07/2023			X	1,449.00	17,667.00
General Journal	07/07/2023			X	3,356.00	21,023.00
General Journal	07/07/2023			X	22,704.00	43,727.00
General Journal	07/10/2023			X	1,405.00	45,132.00
General Journal	07/10/2023			X	2,252.00	47,384.00
General Journal	07/10/2023			X	8,990.93	56,374.93
General Journal	07/10/2023			X	128,553.65	184,928.58
General Journal	07/14/2023			X	1,335.00	186,263.58
General Journal	07/14/2023			X	17,046.00	203,309.58
General Journal	07/17/2023			X	2,038.00	205,347.58
General Journal	07/17/2023			X	2,778.00	208,125.58
General Journal	07/21/2023			X	862.00	208,987.58
General Journal	07/21/2023			X	17,269.54	226,257.12
General Journal	07/24/2023			X	1,984.00	228,241.12
General Journal	07/24/2023			X	3,804.00	232,045.12
Check	07/26/2023	5843	PINE GROVE MARI...	X	0.00	232,045.12
General Journal	07/28/2023			X	903.00	232,948.12
General Journal	07/28/2023			X	1,467.24	234,415.36
General Journal	07/31/2023			X	0.08	234,415.44
General Journal	07/31/2023			X	3,190.00	237,605.44
Total Deposits and Credits					237,605.44	237,605.44
Total Cleared Transactions					193,048.95	193,048.95
Cleared Balance					193,048.95	1,279,742.11
Uncleared Transactions						
Checks and Payments - 4 items						
Check	05/04/2020	4980	MONROE CO HEAL...		-75.00	-75.00
Check	08/21/2021	5430	ENGRAVING & STA...		-14.02	-89.02
Check	07/26/2023	5844	PINE GROVE MARI...		-135.00	-224.02
General Journal	07/31/2023				-240,095.01	-240,319.03
Total Checks and Payments					-240,319.03	-240,319.03
Deposits and Credits - 3 items						
General Journal	04/27/2021				18.00	18.00
General Journal	04/21/2022				36.00	54.00

LAKE LEMON CONSERVANCY
Reconciliation Detail
1000 · Peoples State Bank - General, Period Ending 07/31/2023

Type	Date	Num	Name	Clr	Amount	Balance
General Journal	07/31/2023				2,448.00	2,502.00
Total Deposits and Credits					2,502.00	2,502.00
Total Uncleared Transactions					-237,817.03	-237,817.03
Register Balance as of 07/31/2023					-44,768.08	1,041,925.08
New Transactions						
Checks and Payments - 4 items						
Check	08/01/2023	5845	RUMPKE OF INDIA...		-782.93	-782.93
Check	08/01/2023	5846	B & B WATER CORP		-59.24	-842.17
Check	08/08/2023	5847	STAPLES CREDIT ...		-458.39	-1,300.56
Check	08/08/2023	5848	PHYCOTECH, INC.		-340.00	-1,640.56
Total Checks and Payments					-1,640.56	-1,640.56
Deposits and Credits - 6 items						
General Journal	08/04/2023				763.00	763.00
General Journal	08/04/2023				13,694.00	14,457.00
General Journal	08/07/2023				1,025.00	15,482.00
General Journal	08/07/2023				2,181.00	17,663.00
General Journal	08/11/2023				338.00	18,001.00
General Journal	08/11/2023				496.00	18,497.00
Total Deposits and Credits					18,497.00	18,497.00
Total New Transactions					16,856.44	16,856.44
Ending Balance					**-27,911.64**	**1,058,781.52**

Lake Lemon Conservancy District

Board Meeting Agenda Item

Presenter	Debbie Ladyman - Treasurer
Action Requested	**Approval**
Item/Subject	**July Report of Claims: Approval of Vouchers**
Dollar Amount	$31,204.61
Meeting Date	August 24th**, 2023**
Summary	**Report showing check detail and payroll expenditures for July** 2023
Staff Recommendation	**Approval of July** 2023 **Report of Claims**

Date: August 24, 2023 **ALLOWANCE OF VOUCHERS** **Debra Ladyman**
Treasurer

(Report of Claims - July 2023)

(IC 5-11-10-2 permits the governing body to sign the Accounts Payable Voucher Register in lieu of signing each claim the governing body is allowing.) We have examined the vouchers listed on the foregoing accounts payable voucher register and payroll journal, consisting of 6 pages, and except for vouchers not allowed as shown on the Register such vouchers are allowed in the total of $31,204.61

Dated this 24th Day of August, 2023

Signature of Governing Board

	Aye	Neigh	Abstain
MICHAEL KLITZING, CHAIRMAN	X		
LES WADZINSKI, VICE-CHAIR	X		
DEBRA LADYMAN, TREASURER	X		
BRET HUBER, Sub-Area III	X		
STEVEN PRIDDY, Sub-Area IV	X		
MALCOLM MCCLURE, Sub-Area VI	X		
MIKE BLACKWELL, Sub-Area VII	X		

CERTIFICATION

I certify under the penalties of perjury that the foregoing members of the Lake Lemon Conservancy Board of Directors voted as indicated above at a public meeting on August 24, 2023.

Michael W. Klitzing (Aug 29, 2023 11:34 EDT)

Michael Klitzing, Chairman

Debra Ladyman (Aug 30, 2023 07:55 EDT)

Debra Ladyman, Treasurer

LAKE LEMON CONSERVANCY
Check Detail
July 2023

Type	Num	Date	Name	Item	Account	Paid Amount	Original Amount
Check	**ACH**	**07/31/2023**	**VISA**		**1000 · Peoples State ...**		**-1,880.63**
				Delta Dental	6040 · Health Insurance	-40.22	40.22
				Computer Monitor Dell	6160 · Printer, Copier ...	-36.00	36.00
				Kroger/Jimmy Johns, Annual Picnic	6170 · Miscellaneous-...	-409.59	409.59
				Stamps	6180 · Postage	-126.00	126.00
				Comcast	6370 · Phone, LDT, P...	-355.11	355.11
				Down Payment 2024 ILMS Conference Rooms	6390 · Hotel	-215.04	215.04
				Zoom, MSFT, Adobe	6410 · Subscriptions	-39.18	39.18
					6460 · Electric	-595.00	595.00
				TSS Bottles Overflow Pond	6560 · Water Testing	-64.49	64.49
TOTAL						-1,880.63	1,880.63
Check	**5830**	**07/10/2023**	**N. ANDERSON EXC...**		**1000 · Peoples State ...**		**-1,810.00**
					6310 · Grass	-1,810.00	1,810.00
TOTAL						-1,810.00	1,810.00
Check	**5831**	**07/10/2023**	**KLEINDORFER HAR...**		**1000 · Peoples State ...**		**-189.33**
				Chain, nuts, washers	6290 · Signs & Nautic...	-177.01	177.01
				Shelf Bracket, Coat hooks for gatehouse	6240 · Building & Gro...	-12.32	12.32
TOTAL						-189.33	189.33
Check	**5832**	**07/10/2023**	**DLZ INDIANA, LLC**		**1000 · Peoples State ...**		**-1,487.50**
				Dam/ spillway inspection	6620 · Dam/Spillway I...	-1,487.50	1,487.50
TOTAL						-1,487.50	1,487.50
Check	**5833**	**07/10/2023**	**BAUGH FINE PRINT**		**1000 · Peoples State ...**		**-412.00**
				Brochures Park and Boating	6440 · Other	-412.00	412.00
TOTAL						-412.00	412.00
Check	**5834**	**07/10/2023**	**B & B WATER CORP**		**1000 · Peoples State ...**		**-157.40**
					6470 · Water	-157.40	157.40
TOTAL						-157.40	157.40
Check	**5835**	**07/10/2023**	**LOWE'S COMPANIE...**		**1000 · Peoples State ...**		**-385.04**
				Deck Boards and Paint for Signs	6240 · Building & Gro...	-385.04	385.04
TOTAL						-385.04	385.04
Check	**5836**	**07/10/2023**	**STAPLES CREDIT P...**		**1000 · Peoples State ...**		**-169.48**
				Office Supplies	6190 · General Busine...	-82.26	82.26
				Dredging Handouts	6440 · Other	-87.22	87.22
TOTAL						-169.48	169.48
Check	**5837**	**07/14/2023**	**INDIANA UNIVERSIT...**		**1000 · Peoples State ...**		**-10,191.50**
					6560 · Water Testing	-10,191.50	10,191.50
TOTAL						-10,191.50	10,191.50
Check	**5838**	**07/14/2023**	**ERS Wireless**		**1000 · Peoples State ...**		**-148.00**
				Replacement light for jet skit	6520 · Boat	-148.00	148.00
TOTAL						-148.00	148.00

LAKE LEMON CONSERVANCY
Check Detail
July 2023

Type	Num	Date	Name	Item	Account	Paid Amount	Original Amount
Check	**5839**	**07/14/2023**	**RUMPKE OF INDIAN...**		**1000 · Peoples State ...**		**-274.42**
					6480 · Trash	-274.42	274.42
TOTAL						-274.42	274.42
Check	**5840**	**07/18/2023**	**IZZY'S RENTAL**		**1000 · Peoples State ...**		**-1,075.50**
					6490 · Port-O-Lets	-1,075.50	1,075.50
TOTAL						-1,075.50	1,075.50
Check	**5841**	**07/18/2023**	**CHRISTOPHER B B...**		**1000 · Peoples State ...**		**-77.50**
				Dredging verification work	6330 · Consulting Eng...	-77.50	77.50
TOTAL						-77.50	77.50
Check	**5842**	**07/18/2023**	**WATKINS ACCOUNT...**		**1000 · Peoples State ...**		**-450.00**
					6300 · Accounting Ser...	-450.00	450.00
TOTAL						-450.00	450.00
Check	**5843**	**07/26/2023**	**PINE GROVE MARIN...**		**1000 · Peoples State ...**		**0.00**
TOTAL						0.00	0.00
Check	**5844**	**07/26/2023**	**PINE GROVE MARIN...**		**1000 · Peoples State ...**		**-135.00**
				Work Pontoon Idle work	6520 · Boat	-135.00	135.00
TOTAL						-135.00	135.00

Total: $18,843.30

LAKE LEMON CONSERVANCY DISTRICT
Payroll Summary
July 2023

	ADAMS, GRACE L			Carlson, Ross			Casey, ...
	Hours	Rate	Jul 23	Hours	Rate	Jul 23	Hours
Employee Wages, Taxes and Adjustments							
Gross Pay							
Salary-6000			0.00			0.00	
Salary-6001			0.00			4,791.66	
OT-6070			0.00			0.00	
Reg. Pay-6070	88	12.00	1,056.00			0.00	
Reg. Pay-6080			0.00			0.00	
Total Gross Pay	88		1,056.00			4,791.66	
Deductions from Gross Pay							
Emp HSA			0.00			0.00	
Health Insurance			0.00			0.00	
Insurance			0.00			0.00	
Retirement			0.00			-287.50	
Total Deductions from Gross Pay			0.00			-287.50	
Adjusted Gross Pay	88		1,056.00			4,504.16	
Taxes Withheld							
Federal Withholding			0.00			-304.00	
Medicare Employee			-15.31			-69.48	
Social Security Employee			-65.47			-297.09	
IN - Withholding			-33.27			-136.64	
Medicare Employee Addl Tax			0.00			0.00	
Monroe Co.			-21.49			-88.26	
Morgan Co			0.00			0.00	
Total Taxes Withheld			-135.54			-895.47	
Net Pay	**88**		**920.46**			**3,608.69**	
Employer Taxes and Contributions							
Federal Unemployment			6.34			0.00	
Medicare Company			15.31			69.48	
Social Security Company			65.47			297.09	
IN - Unemployment Company			5.28			0.00	
Total Employer Taxes and Contributions			**92.40**			**366.57**	

LAKE LEMON CONSERVANCY DISTRICT
Payroll Summary
July 2023

	Casey, Adam W		Healey, Jessica S			PATTERSON, AVERY	
	Rate	Jul 23	Hours	Rate	Jul 23	Hours	Rate
Employee Wages, Taxes and Adjustments							
Gross Pay							
Salary-6000		6,307.70			0.00		
Salary-6001		0.00			0.00		
OT-6070		0.00			0.00		
Reg. Pay-6070		0.00			0.00	124	12.00
Reg. Pay-6080		0.00	91.75	16.50	1,513.88		
Total Gross Pay		6,307.70	91.75		1,513.88	124	
Deductions from Gross Pay							
Emp HSA		-300.00			0.00		
Health Insurance		-696.68			0.00		
Insurance		0.00			0.00		
Retirement		-378.46			0.00		
Total Deductions from Gross Pay		-1,375.14			0.00		
Adjusted Gross Pay		4,932.56	91.75		1,513.88	124	
Taxes Withheld							
Federal Withholding		-718.00			-36.00		
Medicare Employee		-77.01			-21.95		
Social Security Employee		-329.28			-93.86		
IN - Withholding		-155.38			-47.69		
Medicare Employee Addl Tax		0.00			0.00		
Monroe Co.		-100.38			-30.81		
Morgan Co		0.00			0.00		
Total Taxes Withheld		-1,380.05			-230.31		
Net Pay		**3,552.51**	**91.75**		**1,283.57**	**124**	
Employer Taxes and Contributions							
Federal Unemployment		0.00			0.00		
Medicare Company		77.01			21.95		
Social Security Company		329.28			93.86		
IN - Unemployment Company		0.00			7.57		
Total Employer Taxes and Contributions		**406.29**			**123.38**		

LAKE LEMON CONSERVANCY DISTRICT
Payroll Summary
July 2023

	PATTER...	Piercy, Maggie R			Schunn, Lily G		
	Jul 23	Hours	Rate	Jul 23	Hours	Rate	Jul 23
Employee Wages, Taxes and Adjustments							
Gross Pay							
Salary-6000	0.00			0.00			0.00
Salary-6001	0.00			0.00			0.00
OT-6070	0.00		18.00	0.00			0.00
Reg. Pay-6070	1,488.00	75.95	12.00	911.40	102.25	12.00	1,227.00
Reg. Pay-6080	0.00			0.00			0.00
Total Gross Pay	1,488.00	75.95		911.40	102.25		1,227.00
Deductions from Gross Pay							
Emp HSA	0.00			0.00			0.00
Health Insurance	0.00			0.00			0.00
Insurance	0.00			0.00			0.00
Retirement	0.00			0.00			0.00
Total Deductions from Gross Pay	0.00			0.00			0.00
Adjusted Gross Pay	1,488.00	75.95		911.40	102.25		1,227.00
Taxes Withheld							
Federal Withholding	-33.00			-47.00			-79.00
Medicare Employee	-21.57			-13.22			-17.79
Social Security Employee	-92.25			-56.51			-76.07
IN - Withholding	-46.88			-28.71			-36.02
Medicare Employee Addl Tax	0.00			0.00			0.00
Monroe Co.	0.00			-18.55			-23.27
Morgan Co	-40.48			0.00			0.00
Total Taxes Withheld	-234.18			-163.99			-232.15
Net Pay	**1,253.82**	**75.95**		**747.41**	**102.25**		**994.85**
Employer Taxes and Contributions							
Federal Unemployment	8.93			5.47			7.37
Medicare Company	21.57			13.22			17.79
Social Security Company	92.25			56.51			76.07
IN - Unemployment Company	7.44			4.56			6.13
Total Employer Taxes and Contributions	**130.19**			**79.76**			**107.36**

LAKE LEMON CONSERVANCY DISTRICT
Payroll Summary
July 2023

	TOTAL		
	Hours	Rate	Jul 23
Employee Wages, Taxes and Adjustments			
Gross Pay			
Salary-6000			6,307.70
Salary-6001			4,791.66
OT-6070			0.00
Reg. Pay-6070	390.20		4,682.40
Reg. Pay-6080	91.75		1,513.88
Total Gross Pay	481.95		17,295.64
Deductions from Gross Pay			
Emp HSA			-300.00
Health Insurance			-696.68
Insurance			0.00
Retirement			-665.96
Total Deductions from Gross Pay			-1,662.64
Adjusted Gross Pay	481.95		15,633.00
Taxes Withheld			
Federal Withholding			-1,217.00
Medicare Employee			-236.33
Social Security Employee			-1,010.53
IN - Withholding			-484.59
Medicare Employee Addl Tax			0.00
Monroe Co.			-282.76
Morgan Co			-40.48
Total Taxes Withheld			-3,271.69
Net Pay	**481.95**		**12,361.31**
Employer Taxes and Contributions			
Federal Unemployment			28.11
Medicare Company			236.33
Social Security Company			1,010.53
IN - Unemployment Company			30.98
Total Employer Taxes and Contributions			**1,305.95**

Lake Lemon Conservancy District

Board Meeting Agenda Item

Presenter	Debbie Ladyman - Treasurer Adam Casey - Manager
Action Requested	Discussion
Item/Subject	**Second Public Discussion of the 2024 Proposed Budget**
Dollar Amount	N/A
Meeting Date	August 24th**, 2023**
Summary	Second Public Discussion of the 2024 Proposed Budget. All budget adjustments must be made by the conclusion of the August 24th, 2023 Meeting
Staff Recommendation	**Discussion**

Budget Year	Anticipated tax Revenue (Rate = $0.033 per $100 assessed	Actual Tax Revenue			Total Tax Revenue
2021	$45,000.00	Spring	Monroe County	$21,528.74	$47,349.38
			Brown County	$7,062.94	
		Fall	Monroe County	$13,917.02	
			Brown County	$4,840.68	
Budget Year	Anticipated tax Revenue (Rate = $0.033 per $100 assessed	Actual Tax Revenue			Total Tax Revenue
2022	$49,000.00	Spring	Monroe County	$20,836.11	$45,680.37
			Brown County	$7,078.09	
		Fall	Monroe County	$13,061.23	
			Brown County	$4,704.94	
Budget Year	Anticipated tax Revenue (Rate = $0.033 per $100 assessed	Actual Tax Revenue			Total Tax Revenue
2023	$57,619.00	Spring	Monroe County	$24,493.13	
			Brown County	$8,990.93	
		Fall	Monroe County		
			Brown County		
Budget Year	Anticipated tax Revenue (Rate = $0.033 per $100 assessed	Actual Tax Revenue			Total Tax Revenue
2024	$57,000.00+	Spring	Monroe County		
			Brown County		
		Fall	Monroe County		
			Brown County		

2024- Cumulative Conservancy Improvement Fund Budget - Fund Code 2393

Budget Year	Anticipated tax Revenue (Rate = $0.033 per $100 assessed)	Expense			
		Account #	Description	2021 Actual	
		2001	Park Capital Improvements	$35,524.00	
		2002	Park Recreation Improvements	$9,000.00	
2021	$45,000.00	2003	Non-Park Capital Improvements	$0.00	
		2004	Lake Health Improvements	$0.00	
				$0.00	
			TOTAL	**$44,524.00**	
			End of year Balance		**$2,825.38**
Budget Year	Anticipated tax Revenue (Rate = $0.033 per $100 assessed)	Expense			
		Account #	Description	2022 Actual	Rolling Balance
		2001	Park Capital Improvements	$23,261.99	
		2002	Park Recreation Improvements	$0.00	
2022	$49,000.00	2003	Non-Park Capital Improvements	$0.00	
		2004	Lake Health Improvements	$0.00	
				$0.00	
			TOTAL	**$23,261.99**	
			End of year Balance		**$42,638.75**
Budget Year	Anticipated tax Revenue (Rate = $0.033 per $100 assessed)	Expense			
		Account #	Description	2023 To Date	2023 To Date
		2001	Park Capital Improvements	$7,129.00	
		2002	Park Recreation Improvements	$0.00	
2023	$57,619.00	2003	Non-Park Capital Improvements	$0.00	
		2004	Lake Health Improvements	$0.00	
				$0.00	
			TOTAL	**$7,129.00**	
			Current Balance		***$68,231.88***
Budget Year	Anticipated tax Revenue (Rate = $0.033 per $100 assessed)	Expense			
		Account #	Description	2024 Budget	
		2001	Park Capital Improvements	$50,000.00	
		2002	Park Recreation Improvements	$0.00	
2024	$57,000.00+	2003	Non-Park Capital Improvements	$0.00	
		2004	Lake Health Improvements	$0.00	
				$0.00	
			TOTAL	**$50,000.00**	

2024- General Fund Budget Revenues

Account #	Description	2024 Proposed Budget	2023 Budget	2023 Projected	2022 Budget	2022 Actual
4000	Watercraft Permits	140,000.00	136,000.00	140,000.00	140,000.00	134,619.76
4010	Launch Fees	28,000.00	28,000.00	28,000.00	25,000.00	25,173.54
4015	WakeBoard Fee	5,000.00	8,000.00	5,500.00		
4020	Marina & Club Fees	15,000.00	12000	13000	10,000.00	12,465.00
4030	Sublease Fees	42,000.00	30000	38000	27,000.00	34,960.00
4040	Special Benefits Tax (SBT) - BC	106250	106250	106250	94,192.00	94,814.72
4045	SBT Hydraulic Assessment-BC	106250	106250	106250		
4050	Special benefits Tax (SBT)- MC	318750	318750	318750	268,084.00	275,994.73
4055	SBT Hydraulic Assessment-MC	318,750	318,750	318,750		
4060	Interest	250	250	300	3,000.00	322.01
4070	Grants & Donations	12000	12000	18900	12,000.00	15,566.23
4071	Community Foundation		0	0	40,000.00	40,000.00
4080	Fish Tournaments	1,500.00	1,500.00	1,000.00	1,500.00	1,690.00
4090	Park/Lake Reservations	4,000.00	4,000.00	14,500.00	3,000.00	4,420.05
4095	Special Events	90,000.00				
4100	Park Admission Fees Daily	72,000.00	72,000.00	70,000.00	80,000.00	73,280.00
4105	Park Admission Fees Annual (@$80)	9,000.00				
4110	Concessions	500.00	0.00	0.00	0.00	50.00
4120	Other	0.00	10,000.00	26,900.00	0.00	31,474.00
4130	Dredging/Rip-Rap Income	0.00	0	0	65,000.00	
4140	Sediment Removal Bond Loan Proceeds	0.00	0	0	0.00	
	TOTAL	**1,269,250.00**	**1,163,750.00**	**1,206,100.00**	**768,776.00**	**744,830.04**

2024- General Fund Budget - Wages

Account #		2024 Proposed Budget	2023 Budget	2023 Projected	2022 Budget	2022 Actual
Salaries & Benefits						
6000	District Manager	80,000.00	72,000.00	72,000.00	68,250.00	74,250.02
6001	Park Operations Supervisor	60,000.00	49,500.00	49,500.00	40,000.00	41,958.27
6002	Equipment Operations Supervisor	0.00	0.00	0.00	42,436.00	0.00
6010	FICA (7.65%--all staff)	15,600.00	14,500.00	14,500.00	14,500.00	11,185.19
6020	SUTA (1.236% to 9.5K--all staff)	800.00	800.00	800.00	800.00	276.96
6030	PERF (14.2%)	19,880.00	17,500.00	17,500.00	22,000.00	15,399.14
6040	Health Insurance	18,000.00	18,000.00	18,000.00	15,000.00	0.00
6050	Life Insurance	400.00	400.00	0.00	0.00	0.00
	TOTAL	**194,680.00**	**172,700.00**	**172,300.00**	**202,986.00**	**143,069.58**
Hourly & Seasonal						
6070	Gate / Park Attendants (2174 hrs @ $13.00)	$28,262.00	26,100.00	25,000.00	25,000.00	23,360.40
6080	Office Administrator (1200 hrs @ $20.00)	$24,000.00	19,800.00	16,000.00	0.00	9,791.25
6100	Park Patrol (200 hrs @ $15.00/hr)	$3,000.00	0.00	0.00	0.00	0.00
6110	Lake Biologist (1600 hrs @ $17.00/hr)	$0.00	0.00	0.00	0.00	0.00
6111	Dredger (LLCD Dredging) (0 hrs @ $33.00/hr)	$0.00	0.00	0.00	0.00	0.00
6112	Equipment Operator (Other) (160 hrs @ $33.00/hr)	$5,280.00	10,560.00	0.00	0.00	2,100.00
6113	Push Boat Operator (LLCD Dredging) (160 hrs @ $19.00/hr)	$0.00	0.00	0.00	0.00	0.00
6114	Push Boat Operator (Other) (160 hrs @ $19.00/hr)	$3,040.00	6,080.00	0.00	9,500.00	2,052.00
6115	Dredger (Private) (100 hrs @ $39.00/hr)	$0.00	0.00	0.00	0.00	0.00
6116	Push Boat Operator (Private) (500 hrs @ $19.00/hr)	$0.00	0.00	0.00	9,500.00	0.00
	TOTAL	**63,582.00**	**62,540.00**	**41,000.00**	**44,000.00**	**37,303.65**
	GRAND TOTAL WAGES	**258,262.00**	**235,240.00**	**213,300.00**	**246,986.00**	**180,373.23**

2024- General Fund Budget Supplies

Account #	Description	2024 Proposed Budget	2023 Budget	2023 Projected	2022 Budget	2022 Actual
Office Supplies						
6025	Merchant Fees	200.00	200.00	450.00	3,000.00	972.70
6120	Season & Launch Permits	2,250.00	2,160.00	2,100.00	2,000.00	1,842.58
6130	Daily Permits	300.00	325.00	405.00	300.00	78.00
6140	Receipt/Ticket Books	430.00	430.00	200.00	400.00	410.90
6150	Checks	430.00	430.00	400.00	400.00	0.00
6160	Printer, Copier, Computer	600.00	540.00	900.00	500.00	484.95
6170	Miscellaneous/Other	500.00	500.00	100.00	1,000.00	595.54
6180	Postage	600.00	810.00	600.00	750.00	787.38
6185	Receipt Books	200.00	200.00	200.00	0.00	0.00
6190	General Business Supplies	1,200.00	1,000.00	1,000.00	1,000.00	1,898.35
	TOTAL	**6,710.00**	**6,595.00**	**6,355.00**	**9,350.00**	**7,070.40**
Operating Supplies						
6200	Regular Gas	6500	4000	6500	9,000.00	5,735.82
6210	Diesel, Oil, Grease	3000	5000	1200	12,000.00	0.00
6220	Janitorial	2000	1500	2000	0.00	0.00
6230	Medical	0	0	0	0.00	0.00
	TOTAL	**11,500.00**	**10,500.00**	**9,700.00**	**21,000.00**	**5,735.82**
Repair & Maintenance Supplies						
6240	Building & Grounds	6500	6480	7000	6,000.00	7,516.43
6250	Boats, Trucks	1500	1620	1500	1,500.00	1,031.64
6251	Equipment Supplies	5000	6000	1000	12,000.00	11,823.60
6252	Rip Rap/ Erosion Control	10000	10000	0	18,000.00	0.00
	TOTAL	**23,000.00**	**24,100.00**	**9,500.00**	**37,500.00**	**20,371.67**
Other Supplies						
6260	Uniforms	600	800	500	800.00	532.60
6280	Radios	1500	0	0	0.00	0.00
6290	Signs/Nautical Markers	5500	5500	5500	5,000.00	5,274.40
	TOTAL	**7,600.00**	**6,300.00**	**6,000.00**	**5,800.00**	**5,807.00**
	GRAND TOTAL SUPPLIES	**48,810.00**	**47,495.00**	**31,555.00**	**73,650.00**	**38,984.89**

2024 **SERVICES & CHARGES**

Account #	Description	2024 Proposed Budget	2023 Budget	2023 Projected	2022 Budget	2022 Actual
Professional Services						
6300	Accounting Services	6,000.00	$6,000.00	$6,000.00	6,000.00	5,400.00
6310	Grass Mowing	14,000.00	$12,000.00	$12,000.00	10,860.00	10,860.00
6315	Office Cleaning Service	2,000.00	$0.00	$0.00	0.00	0.00
6320	Attorney	6,000.00	$6,000.00	$1,500.00	4,000.00	3,776.00
6325	Fish Management Survey	0.00	$0.00	$0.00	0.00	
6330	Consulting Services	30,000.00	$30,000.00	$15,000.00	20,000.00	8,151.49
6340	State Board Accounts Audit	0.00	$1,500.00	$1,500.00	1,500.00	0.00
6345	Professional Development	1,500.00	$0.00	$0.00	1,500.00	0.00
	TOTAL	**59,500.00**	**55,500.00**	**36,000.00**	**43,860.00**	**28,187.49**
Communication/Transportation						
6350	Other Professional/Secretarial Services	1,000.00	1,000.00	250.00	1,000.00	772.81
6370	Phone, LDT, Email, etc.	4,500.00	4,500.00	4,150.00	4,500.00	3,497.21
6380	Travel	0.00	0.00	0.00	0.00	0.00
6390	Hotel	600.00	500.00	500.00	300.00	556.00
6400	Meals	500.00	200.00	250.00	150.00	125.85
6410	Subscriptions/Memberships	2,100.00	2,100.00	1,300.00	1,500.00	1,280.81
	TOTAL	**8,700.00**	**8,300.00**	**6,450.00**	**7,450.00**	**6,232.68**
Printing/Advertising/Events						
6420	Newsletter	0.00	$0.00	$0.00	0.00	0.00
6430	Ads(legal notices)	250.00	$500.00	$200.00	500.00	154.13
6440	Other Printing	250.00	$500.00	$700.00	1,200.00	1,303.37
6441	Event support	20,000.00	$1,500.00	$4,550.00	1,500.00	328.06
	TOTAL	**20,500.00**	**2,500.00**	**5,450.00**	**3,200.00**	**1,785.56**
Insurance						
6450	Insurance	58,000.00	$54,000.00	$56,000.00	50,000.00	55,434.00
	TOTAL	**58,000.00**	**54,000.00**	**56,000.00**	**50,000.00**	**55,434.00**
Utility Services						
6460	Electric	6,000.00	$6,500.00	$5,500.00	$5,000.00	$5,011.00
6470	Water	1,800.00	$1,500.00	$1,800.00	$1,200.00	$1,504.00
6480	Trash	2,500.00	$2,500.00	$2,000.00	$2,000.00	$2,046.06
6490	Port-o-lets	3,000.00	$2,750.00	$2,000.00	$2,500.00	$2,833.50
6500	Pump Holding Tank	$2,000.00	$1,000.00	$1,500.00	$1,000.00	$1,775.00
	TOTAL	**15,300.00**	**14,250.00**	**12,800.00**	**11,700.00**	**13,169.56**

2024 **SERVICES & CHARGES (Continued)**

Account #	Description	2024 Proposed Budget	2023 Budget	2023 Projected	2022 Budget	2022 actual
Repair & Maintenance						
6510	Building & Grounds	2,000.00	$2,000.00	$1,000.00	0.00	1,131.75
6520	Boats	2,000.00	$2,000.00	$750.00	2,000.00	1,859.25
6530	Trucks	1,000.00	$1,000.00	$500.00	1,000.00	97.28
6540	Sluice Gate Inspection	0.00	$0.00	$0.00	0.00	0.00
6541	Heavy Equipment Repairs	5,000.00	$5,000.00	$2,000.00	12,000.00	10,185.71
6542	Equipment Rental	10,000.00	$10,000.00	$5,000.00	10,000.00	365.88
	TOTAL	**20,000.00**	**20,000.00**	**9,250.00**	**25,000.00**	**13,639.87**
Other Services & Charges						
6560	Water Testing	12,000.00	8,000.00	10,200.00	12,050.00	14,067.00
6570	Lake Weed Treatment	50,000.00	50,000.00	40,000.00	50,000.00	34,584.10
6590	Contingency Fund	10,000.00	10,000.00	0.00	10,000.00	0.00
6600	6% Commission-Marina Sales	0.00	0.00	0.00	2,300.00	2,600.40
6610	Cumulative Maintenance Fund	0.00	7,500.00	0.00	0.00	0.00
6620	Dam/Spillway Inspection	0.00	5,000.00	5,500.00	0.00	0.00
6630	Dam/Spillway Repairs	1,000.00	2,000.00	2,500.00	0.00	0.00
6661	Disposal Site Preparation	20,000.00	20,000.00	20,000.00	20,000.00	4,361.14
6662	Debt Service	0.00	0.00	0.00	0.00	0.00
6663	,Barge Mobilization	0.00	0.00	0.00	0.00	0.00
6670	Interest Expense (Line of Credit)	0.00	0.00	0.00	0.00	0.00
6680	Other Servies and Charges (Debris Removal)	2,000.00	2,000.00	3,500.00	2,000.00	0.00
6681	Fireworks	10,000.00	9,000.00	9,000.00	8,000.00	8,540.00
6682	Ramp Repairs	20,000.00	0.00	0.00	0.00	0.00
	TOTAL	**125,000.00**	**113,500.00**	**90,700.00**	**104,350.00**	**64,152.64**
	GRAND TOTAL SERVICES AND CHARGES	**307,000.00**	**268,050.00**	**216,650.00**	**245,560.00**	**182,601.80**

2024 Capital,Debt and Summary

Account #	Description	2024 proposed budget	2023 Budget	2023 Projected	2022 budget	2022 Actual
6690	Office Equipment	0	0	0	0	0
6700	Computer Equipment	0	1500	1500	0	0
6701	Barge	0	0	0	0	0
6702	Push Boat / Motors	0	0	0	0	0
6703	Excavator & Buckets	0	0	0	0	0
6704	Off Road Truck	0	0	0	0	0
6705	Utility Truck	0	0	0	0	0
6706	Bulldozer	0	0	0	0	0
6710	Boat Dock (2)	0	0	0	0	0
6720	Utility Vehicle	0	0	0	0	0
6730	Patrol Boat	0	0	0	0	0
6740	Work Boat (Pontoon)	15000	0	0	0	0
6750	Sediment Mitigation	1000000	650000	682000	779000	607814.8
	TOTAL	**1015000.00**	**651500.00**	**683500.00**	**779000.00**	**607814.80**

Other Capital Outlays

6730	Patrol Boat/Trailer	0.00	0	0	0	0
6770	LLCD Pick-up Truck	0.00	0	0	0	0
6780	Park improvement	0.00	0	0	0	0
	TOTAL	**0.00**	**0.00**	**0.00**	**0.00**	**0.00**
GRAND TOTAL CAPITAL EXPENDITURES		**1,015,000.00**	**651500.00**	**683,500.00**	**779000.00**	**607814.80**

6790	Repayment- Sediment Manga	82,000.00	78150	78150	$79,250.00	$79,250.00
GRAND TOTAL DEBT EXPENDITURES		**$82,000.00**	**$78,150.00**	**$78,150.00**	**$79,250.00**	**$79,250.00**

TOTAL EXPENDITURES GENERAL BUDG	**1,711,072.00**	**1,280,435.00**	**1,223,155.00**	**1,424,446.00**	**1,089,024.72**

Excess Expenditures over Revenue

General Fund

Revenues	1,269,250.00	1,163,750.00	1,206,100.00	768,776.00	744,830.04
Expenses	1,711,072.00	1,280,435.00	1,223,155.00	1,424,446.00	1,089,024.72
Net	-441,822.00	-116,685.00	-17,055.00	-655,670.00	-344,194.68

Lake Lemon Conservancy District
2024 Fees and Charges

Annual Boat Permits*	**2024** Resident**	**2023 Resident**	**2022** Resident**	**2024** Non Resident**	**2023 Non Resident**	**2022 Non Resident**
All boats with motors 10 HP and larger	$85.00	$80.00	$74.00	$130.00	$119.00	$110.00
All boats with motors less than 10 HP including row boats and sail boats	$57.00	$54.00	$50.00	$90.00	$84.00	$78.00
Personal Water Craft	$170.00	$162.00	$150.00	$210.00	$200.00	$185.00
Commercial Guide Boat Fee	$500.00	$500.00	$500.00	$500.00	$500.00	$500.00
Daily Boat Permits1	**2024**		**2023**		**2022**	
All boats with motors 10 HP and larger	$15.00		$15.00		$13.50	
All boats with motors less than 10 HP including row boats and sail boats	$11.00		$10.00		$10.00	
Personal Watercraft	$24.00		$23.00		$22.00	
Boat Launch (ramp) Fees - Riddle Point Park	**2024**		**2023**		**2022**	
Daily	$7.00		$7.00		$6.50	
Annual	$40.00		$38.00		$37.00	
Ballast Boat Env. Fee.	**2024**		**2023**		**NA**	
Ballast Boat Daily	$18.00		$18.00			
Ballast Boat Annual	$200.00		$200.00			

*Canoes, paddleboats, and kayaks are excluded from Boat Permit Fees but are required to pay launch fees if ramp is used. Education discount - 50%.

**Resident is defined as:

1. Private property owners (Freeholders) within the Conservancy District boundaries.
2. City of Bloomington Utilities (CBU) water company customers, if a copy of CBU water bill is provided at time of annual boat permit purchase.
3. Commercial, **not for profit, and educational marina's wet and dry slip** renters and members.

***Sailing regatta special event daily boat permit fee - 50% discount.

Fishing Tournaments	2024	2023	2022
Application Fee Per Tournament	$100.00	$90.00	$85.00

Sub-Lease Fees	2024	2023	2022
Sublease Agreement Fee (Discount of $40 if paid by March 1st)	$270.00	$250.00	$230.00
Commercial Sublease Agreement Fee	$700.00	$650.00	$600.00

Commercial Marina Fees	2024	2023	2022
Annual Fee	$1,400.00	$1,300.00	$1200.00
Occupied Wet Boat Slips	$110.00/slip	$100.00/slip	$90.00/slip
Occupied PWC Slips	$55.00/slip	$50.00/slip	$45.00/slip
Not for Profit / Educational Yacht and Sailing Club Fees			
Annual Fee	$700.00	$650.00	$600.00
Occupied Wet Boat Slips	$55.00	$50.00/slip	$45.00/slip

Riddle Point Park & Special Event Fees	2024	2023	2022
On Lake Special Event	$ 1,620.00 /day/event	$1,500.00/day/event	$360.00/day/event
Special Event Fee	$ 500.00 /day/event	$500.00/day/event	$360.00/day/event
Shelter Fee (+$100.00 refundable damage	$ 190.00/ per day	$175.00per day	$150.00 per day
Winter Boat Storage Fee	$250.00	$250.00	$200.00
Park Vendor Fee (i.e. food trucks)	$50.00/day		

Riddle Point Park Entrance Fees	2024 (Memorial Day Weekend to Labor Day Weekend, 7 days per week)	2023 (Memorial Day Weekend to Labor Day Weekend, 7 days per week)	2022 (Memorial Day Weekend to Labor Day Weekend, 7 days per week)
Daily Admission Fee	$11.00/motorized vehicle	$10.00/motorized vehicle	$10.00/motorized vehicle
Seasonal Pass Admission Fee	$80.00/motorized vehicle	$70.00/motorized vehicle	$70.00/motorized vehicle

Administrative Fees	**2024**	**2023**	**2022**
Public Record Copy Charge	$0.10 per page	$0.10 per page	$0.10 per page

Barge Fees	**2024**	**2023**	**2022**
Dredging	N/A	$**2,000**/Large Barge Load $**1,500**/Small Barge Load	$1,500/Large Barge Load $1,000/Small Barge Load $2500/Large Barge Load utilizing combination of barges